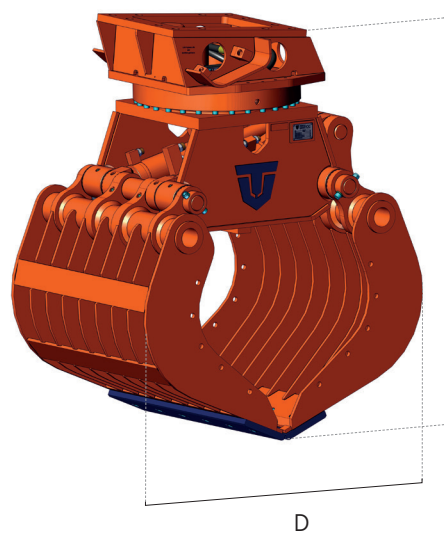




PMZ SERIES

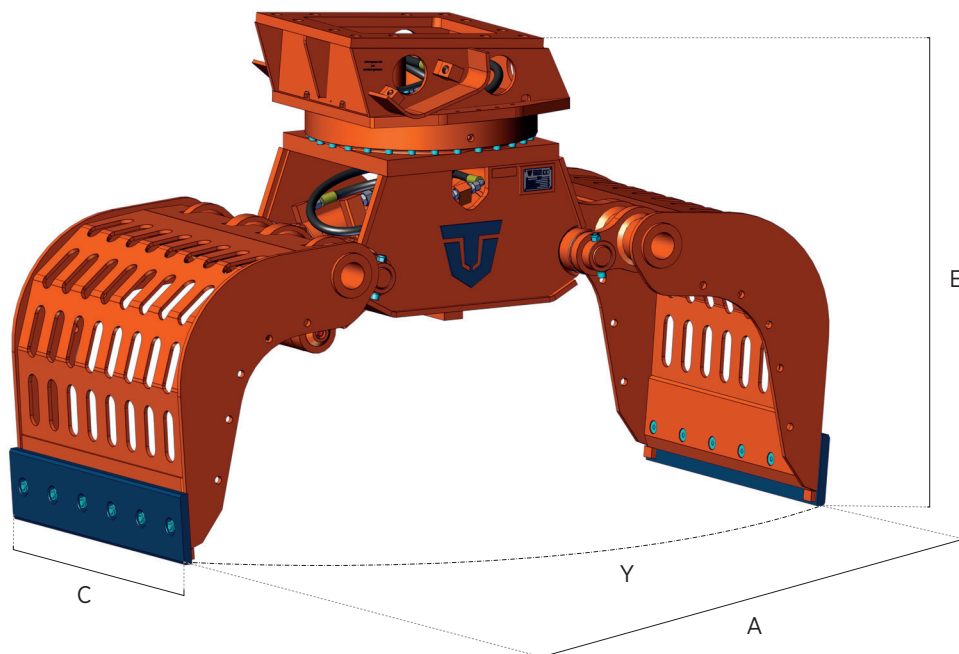
DEMOLITION / SORTING GRAB

- PINZA DEMOLITRICE / SELEZIONATRICE
- PINCE DE TRI
- PINZA DE DEMOLICIÓN / SELECCIÓN
- ABBRUCH / HANDLING GREIFER



B

D



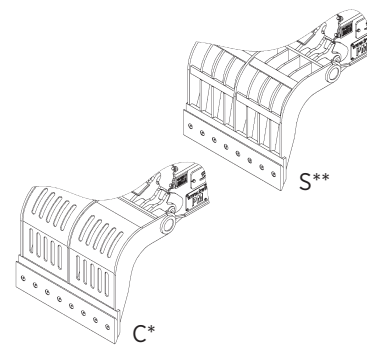
E

C

Y

A

		PMZ 02	PMZ 03	PMZ 05	PMZ 08	PMZ 09	PMZ 10
Kg	kg.	140*/140**	240* / 245**	405* / 425**	445* / 465**	840* / 890**	970* / 1060**
A	mm.	800	1160	1400	1540	1650	1960
B	mm.	745	900	1085	1160	1310	1490
C	mm.	450	500	600	700	800	800
D	mm.	550	790	875	920	1070	1180
E	mm.	700	810	960	1000	1160	1250
Y	t.	3	4	2	4	5	8
N°	n°	1	1	1	1	1	2
Cap. SAE	m ³	0,1	0,15	0,2	0,25	0,4	0,5
max	bar	250	250	300	300	350	350
max	l/min.	20	25	40	50	100	120
max	bar	120	120	140	140	210	210
	l/min.	3	3	5	5	10 / 20***	10 / 20***



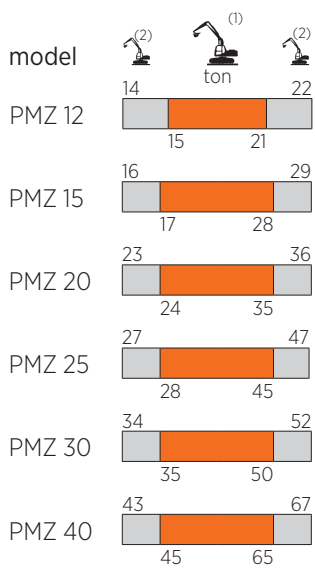
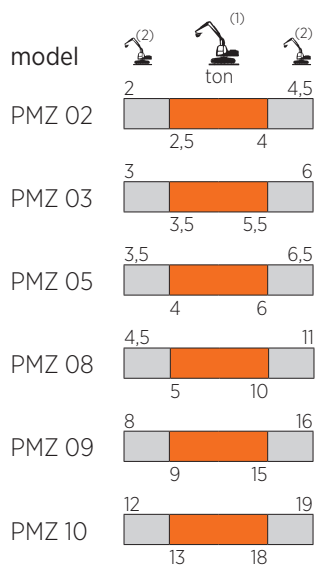
*PMZ C version standard with closed grapple shells / *PMZ versione C standard a chela chiusa / *PMZ version C standard avec mâchoires à tôles ajourées

**PMZ versión C estándar garras cerradas / **PMZ Version C Standard mit geschlossenen Scheren.

***PMZ S version on request with grapple shells with ribs / ***PMZ versione S su richiesta con chela a stecche / ***PMZ version S sur demande avec mâchoires grillées

****PMZ versión S bajo solicitud garras con rejillas / ****PMZ Version S auf Anfrage mit Stange-Scheren.

*****Double motor / *****Doppio motore / *****Double moteur / *****Doble motor / *****Doppelmotor



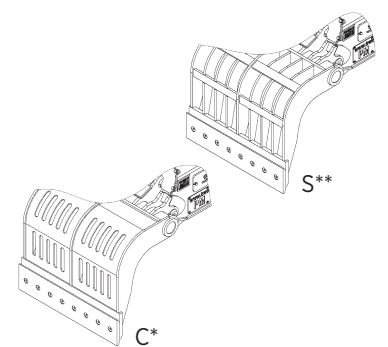
- (1) Optimum excavator-equipment combination
Accoppiamento escavatore-attrezzatura ottimale
Couplage pelle-équipement optimal
Acoplamiento excavadora-implemento optimal
Optimale Bagger-Ausrüstung Kombination
- (2) Possible excavator-equipment combination
Accoppiamento escavatore-attrezzatura possibile
Couplage pelle-équipement possible
Acoplamiento excavadora-implemento posible
Mögliche Bagger-Ausrüstung Kombination



HARDOX®
WEAR PLATE

HARDOX®
IN MY BODY

		PMZ 12	PMZ 15	PMZ 20	PMZ 25	PMZ 30	PMZ 40
kg.		1040*/ 1140**	1530*/ 1655**	1890*/ 2030**	2480*/ 2715**	2790*/ 3480**	3910*/ 4400**
A	mm.	1960	2120	2420	2280	2480	2850
B	mm.	1490	1615	1735	1840	1950	2170
C	mm.	920	1020	1205	2110	1500	1500
D	mm.	1180	1310	1370	1360	1490	1780
E	mm.	1250	1405	1450	1620	1680	1880
Y	t.	8	11	14	21	22	23
N°	n°	2	2	2	2	2	2
Cap. SAE	m3	0,6	0,8	0,95	1,0	1,3	1,5
max	bar	350	350	350	350	350	350
	l/min.	120	170	170	200	200	250
max	bar	210	210	210	210	210	140
	l/min.	10 / 20***	10 / 20***	15 / 30***	15 / 30***	15 / 30***	25 / 50***



*PMZ C version standard with closed grapple shells / *PMZ versione C standard a chele chiuse / *PMZ version C standard avec mâchoires à tôles ajourées
 **PMZ S version on request with grapple shells with ribs / **PMZ versione S su richiesta con chele a stecche / **PMZ version S sur demande avec mâchoires grillées
 ***Double motor / ***Doppio motore / ***Double moteur / ***Doble motor / ***Doppelmotor