


MIXING

- Bottom and helix made of wear resistant STEEL HB400
- Rounded fixed safety grill complete with bag breaker
- Electric valve, hydraulic hoses + electric connection kit
- Attachment to the machine



MIXER BUCKET WITH CENTRAL DISCHARGE



Welded helix made of wear steel HB400

Unloading pipe 1500mm length

Sintered steel seal group

Suitable for any type of earth moving machine:

Skid loader _____ 150/200/250/350/450

Backhoe loaders-Compact wheel loaders _____ BM450/600/700

Wheel loaders _____ BM1100/1500/2000


Telehandlers _____ 2,0/2,5 t BM350/450

3,0/3,5 t BM600

>4,5 t BM700

Excavators _____ starting from 3,5 t

MIXER BUCKET WITH SIDE DISCHARGE



- Bolted helix made of wear steel HB400
- Hydraulic motor fully protected
- Unloading pipe (length 1500mm)
- Bolted attachment as standard supply, starting from the class 3 models
- Polyurethane seal group

Suitable for any type of earth moving machine:

Skid loader _____ BM100/150/200/250/330/400SL

Backhoe loaders-Compact wheel loaders _____ BM400/500/600SL

Wheel loaders _____ BM700/1100SL

Telehandlers _____ 2,0/2,5 t BM250/330/400SL
 3,0/3,5 t BM500/600SL
 >4,5 t BM700SL

Excavators _____ starting from 3,5 t

TWIN DOOR MIXER BUCKET



- Bolted helix made of wear steel HB400
- Hydraulic motor fully protected
- Unloading pipe (length 1500mm) and side chute
- Bolted attachment as standard supply, starting from the class 3 models
- Polyurethane seal group

Suitable for any type of earth moving machine:

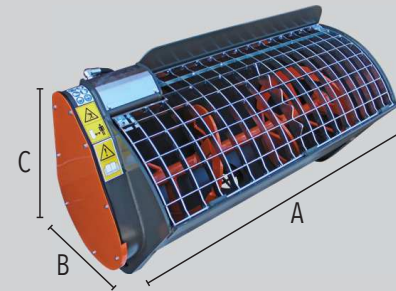
Skid loader _____ BM150/200/250/330/400TD

Backhoe loaders-Compact wheel loaders _____ BM400/500/600TD

Wheel loaders _____ BM700/1100TD

Telehandlers _____ 2,0/2,5 t BM250/330/400TD
 3,0/3,5 t BM500/600TD
 >4,5 t BM700TD

Excavators _____ starting from 3,5 t



DIMENSIONS

		BM 150	BM 200	BM 250	BM 350	BM 450	BM 600	BM 700	BM 1100	BM 1500	BM 2000
A	Width	1325	1325	1505	1520	1620	1900	1900	2165	2260	2760
B	Depth	800	800	830	900	900	1000	1100	1320	1450	1450
C	Height	600	670	690	815	815	910	1030	1160	1180	1180

The concrete mixer bucket M3 is equipped with: BOTTOM AND HELIX made of wear resistant STEEL HB400 - Rounded fixed safety grid complete with bag-breaker - Electric valve - Hydraulic hoses - Electric connection kit - Flat Face Couplings (only on SSL) - hydraulic opening of the bottom through a cylinder with covered rod - chain tensioner - unloading pipe length mm 1500 - attachment to the machine.

By coupling the mixing bucket to the compact loaders, please consider the following: the operating load of the machine \geq the full load weight of the mixer bucket. In case the longitudinal and the horizontal distance of the center of gravity of the mixing bucket is lower than the one of the standard bucket (according to the data supplied by the manufacturer of the mixing bucket) it is possible to add the weight of the standard bucket to the operating load.


OPTIONALS

	Hydraulic opening of the safety grill including the safety valve. Not available in BM 250 model	Opening of the safety grill through gas springs including the safety valve.
Multi-Hitch option	Electric winder	Radio control for bottom opening without electric line
Bolted plate for excavator-direct coupling	8 / 14 pins connector	



MODEL	BM 150	BM 200	BM 250	BM 350	BM 450	BM 600	BM 700	BM 1100	BM 1500	BM 2000
Capacity [lt]	150	200	250	350	450	600	700	1100	1500	2000
Transmission	gear unit	gear unit	chain	chain	chain	chain	chain	chain	chain, 2 motors	chain, 2 motors
Empty weight [kg]	260	270	380	395	420	630	710	1250	1700	2100
Full load weight [kg]	620	750	980	1235	1500	2070	2390	3890	5300	6900
Min/max flow rate [lt/min]	30/40	30/40	30/75	35/75	35/75	65/75	70/150	100/114	140/300	200/228
Max pression cont/peak [bar]	140/205	140/205	230/300	210/300	210/300	140/300	150/310	205/330	150/310	205/330





DIMENSIONS

		BM 100 SL*	BM 150 SL	BM 200 SL	BM 250 SL	BM 330 SL	BM 400 SL	BM 500 SL	BM 600 SL	BM 700 SL	BM 1100 SL
A	Width	1180	1285	1490	1495	1605	1715	1795	1940	2090	2160
B	Depth	700	660	660	860	860	860	1075	1075	1075	1305
C	Height	560	645	645	800	800	800	1033	1033	1033	1250

The concrete mixer bucket M3 model SL is equipped with: safety rounded grill with bag splitter - BOTTOM and bolted HELIX made of wear steel HB400 - hydraulic motor fully protected - chain tensioner - electric valve with hydraulic hoses - electrical connection kit - hydraulic hoses - flat face couplings (only for SSL) - hydraulic opening of the bottom through a cylinder with covered rod - unloading pipe L=1500 mm.- attachment to the machine (bolted attachment as standard supply, starting from the model BM 500 SL).

By coupling the mixing bucket to the compact loaders, please consider the following: the operating load of the machine \geq the full load weight of the mixer bucket. In case the longitudinal and the horizontal distance of the center of gravity of the mixing bucket is lower than the one of the standard bucket (according to the data supplied by the manufacturer of the mixing bucket) it is possible to add the weight of the standard bucket to the operating load.

OPTIONALS

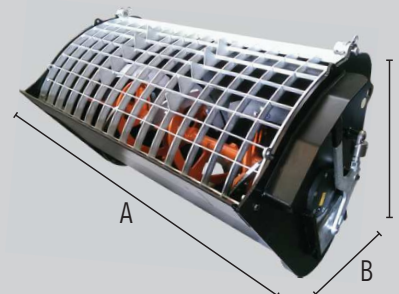
	Hydraulic opening of the safety grill including the safety valve.	Opening of the safety grill through gas springs including the safety valve.
Multi-Hitch option	Electric winder	Radio control for bottom opening without electric line
Bolted plate for excavator-direct coupling	8 / 14 pins connector	Side chute



MODEL	BM 100 SL*	BM 150 SL	BM 200 SL	BM 250 SL	BM 330 SL	BM 400 SL	BM 500 SL	BM 600 SL	BM 700 SL	BM 1100 SL
Class	-	1	1	2	2	2	3	3	3	4
Capacity [lt]	100	150	200	250	330	400	500	600	700	1100
Transmission	gear unit	chain	chain	chain	chain	chain	chain	chain	chain	chain
Empty weight [kg]	205	290	315	415	435	460	695	715	765	1030
Full load weight [kg]	445	650	795	1015	1227	1418	1895	2155	2445	3670
Min/max flow rate [lt/min]	25/70	30/60	30/60	40/75	35/75	35/75	70/150	70/150	70/150	100/115
Max pression cont/peak [bar]	140/225	175/225	175/225	175/225	210/300	210/300	150/310	150/310	150/310	205/330

* this mixer bucket is only available with the side discharge, without unloading pipe and electric valve.





DIMENSIONS

		BM 150 TD	BM 200 TD	BM 250 TD	BM 330 TD	BM 400 TD	BM 500 TD	BM 600 TD	BM 700 TD	BM 1100 TD
A	Width	1350	1560	1560	1670	1780	1865	2010	2160	2280
B	Depth	660	660	860	860	860	1075	1075	1075	1305
C	Height	645	645	800	800	800	1033	1033	1033	1250

The concrete mixer bucket M3 model TD is equipped with: safety grill with bag splitter - BOTTOM and bolted HELIX made of wear resistant steel HB400 - hydraulic motor fully protected - chain tensioner - electric valve with hydraulic hoses - electric connection kit M3 - supply hoses - flat face couplings (only for SSL) - hydraulic opening of the bottom through a cylinder with covered rod - manually-operated side discharge - unloading pipe L=1500 mm - side chute extension - attachment to the machine (bolted attachment as standard supply starting from mod. BM500TD).

By coupling the mixing bucket to the compact loaders, please consider the following: the operating load of the machine \geq the full load weight of the mixer bucket. In case the longitudinal and the horizontal distance of the center of gravity of the mixing bucket is lower than the one of the standard bucket (according to the data supplied by the manufacturer of the mixing bucket) it is possible to add the weight of the standard bucket to the operating load.

OPTIONALS

	Opening of the safety grill through gas springs including the safety valve.	Radio control for bottom opening without electric line
Multi-Hitch option	Electric winder	Bolted plate for excavator-direct coupling





MODEL	BM 150 TD	BM 200 TD	BM 250 TD	BM 330 TD	BM 400 TD	BM 500 TD	BM 600 TD	BM 700 TD	BM 1100 TD
Class	1	1	2	2	2	3	3	3	4
Capacity [lt]	150	200	250	330	400	500	600	700	1100
Transmission	chain	chain	chain	chain	chain	chain	chain	chain	chain
Empty weight [kg]	310	335	435	455	480	720	740	790	1060
Full load weight [kg]	670	815	1035	1247	1440	1920	2180	2470	3700
Min/max flow rate [lt/min]	30/60	30/60	40/75	35/75	35/75	70/150	70/150	70/150	100/115
Max pression cont/peak [bar]	175/225	175/225	175/225	210/300	210/300	150/310	150/310	150/310	205/330

